

Polarimeter KERN OAB-L



The ideal helper for getting started with the analysis of your optically active solutions in the laboratory

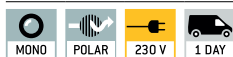
Features

- The KERN OAB 10LN is a manual polarimeter which is characterised by its ergonomic design and easy handling
- The powerful 589 nm sodium vapour lamp is the optimum light source to produce a linear, polarised beam of light
- The 1° scale division including Nonius (0.05°) enables precise definition of the angle of rotation of the substance to be observed
- To hold liquid samples, two glass cuvettes (100 mm/200 mm) are included with the delivery
- Included with delivery:
Sodium vapour lamp, 100 mm glass cuvette, 200 mm Glasküvette, Replacement lenses and sealing rings for cuvettes

Technical data

- Light source: Sodium vapour lamp (589 nm)
- Stabilisation time: 10 mins after switching on
- Overall dimensions W×D×H
500×135×330 mm
- Net weight approx. 5 kg

STANDARD



Polarimeter KERN OAB-L

Scope of application: Laboratory/Education

The reliable polarimeters in the OAB-L range have been designed for simple laboratory applications as well as practical training. You can evaluate liquid, optically-active samples with chiral characteristics with this device. Typical applications are determining kinetics in cane sugar inversion, determining mutarotation of glucose and investigation of starch hydrolysis. The optical rotation is measured in degrees.

The main scope of applications is:

- Pharmacy
- Sugar industry: for example cane sugar
- Beverage industry
- Food industry
- Chemical industry
- Laboratories
- Training



Cuvette in measuring chamber

































Model	Scales	Measuring range	Division	Vernier	Wave length
KERN					
OAB 10LN	Optical rotation	± 180°	1°	0,05°	589 nm

Accessory parts: OAB

Model	Description
KERN	
OAB-A2501	Glass cuvette, Length: 100 mm (Spare part)
OAB-A2502	Glass cuvette, Length: 200 mm (Spare part)
OAB-A2581	Sodium vapour lamp, Wave length: 589 mm (Spare part)



Cuvette 10 and 20 cm

- 
360° rotatable microscope head
- 
Monocular Microscope
 For the inspection with one eye
- 
Binocular Microscope
 For the inspection with both eyes
- 
Trinocular Microscope
 For the inspection with both eyes and the additional option for the connection of a camera
- 
Abbe Condenser
 With high numerical aperture for the concentration and the focusing of light
- 
Halogen illumination
 For pictures bright and rich in contrast
- 
LED illumination
 Cold, energy-saving and especially long-life illumination
- 
Incident illumination
 For non-transparent objects
- 
Transmitting illumination
 For transparent objects
- 
Fluorescence illumination
 For stereomicroscopes
- 
Fluorescence illumination for compound microscopes
 With 100 W mercury lamp and filter
- 
Fluorescence illumination for compound microscopes
 With 3 W LED illumination and filter
- 
Phase contrast unit
 For a higher contrast
- 
Darkfield condenser/unit
 For a higher contrast due to indirect illumination
- 
Polarising unit
 To polarise the light
- 
Infinity system
 Infinity corrected optical system
- 
Zoom magnification
 For stereomicroscopes
- 
Auto-focus
 For automatic control of the focus level
- 
Parallel optical system
 For stereomicroscopes, enables fatigue-proof working
- 
Integrated scale
 In the eyepiece
- 
SD card
 For data storage
- 
USB 2.0 digital camera
 For direct transmitting of the picture to a PC
- 
USB 3.0 digital camera
 For direct transmitting of the picture to a PC
- 
WiFi data interface:
 For transmitting of the picture to a mobile display device
- 
HDMI digital camera
 For direct transmitting of the picture to a display device
- 
PC software
 To transfer the measurements from the device to a PC.
- 
Automatic temperature compensation
 For measurements between 10 °C and 30 °C
- 
Protection against dust and water splashes IPxx:
 The type of protection is shown in the pictogram cf. DIN EN 60529:2000-09, IEC 60529:1989+A1:1999+A2:2013
- 
Battery operation
 Ready for battery operation. The battery type is specified for each device.
- 
Battery operation rechargeable
 Prepared for a rechargeable battery operation
- 
Plug-in power supply
 230V/50Hz in standard version for EU. On request GB, AUS or USA version.
- 
Integrated power supply unit
 Integrated in microscope. 230V/50Hz standard EU. More standards e.g. GB, AUS or USA on request.
- 
Package shipment
 The time required to manufacture the product internally is shown in days in the pictogram.

ABBREVIATIONS

- C-Mount** Adapter for the connection of a camera to a trinocular microscope
- FPS** Frames per second
- H(S)WF** High (Super) Wide Field (Eyepiece with high eye point for wearers of glasses)
- LWD** Long Working Distance
- N.A.** Numerical Aperture
- SLR camera** Single-Lens Reflex camera
- SWF** Super Wide Field (Field number at least \varnothing 23 mm for 10 \times eyepiece)
- W.D.** Working Distance
- WF** Wide Field (Field number up to \varnothing 22 mm for 10 \times eyepiece)