



Evolu-Tri® floor or wall holders

Registered models and trademarks



Evolu-Tri® single or double floor and wall waste bag holders, adjustable and adaptable to different bag capacities (from 10 to 120L). 18/10 stainless steel wire (Ø 6mm) construction.

► FLOOR holders



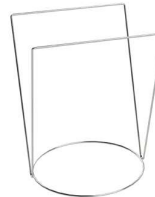
Ref. **SSI 10/20**

Single floor holder for 10 to 20L bag



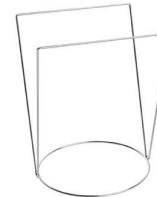
Ref. **SSI 20/30**

Single floor holder for 20 to 30L bag



Ref. **SSI 50**

Single floor holder for 50L bag



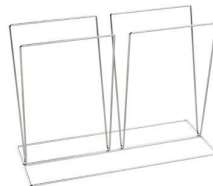
Ref. **SSI 110**

Single floor holder for 110L bag



Ref. **DSI 10/20**

Double floor holders for 10 to 20L bags



Ref. **DSI 20/30**

Double floor holders for 20 to 30L bags

► WALL holders



Ref. **SMI 10/20**

Single wall holder for 10 to 20L bag (screws not supplied)



Ref. **SMI 20/30**

Single wall holder for 20 to 30L bag (screws not supplied)



Ref. **SMI 30**

Single wall holder for 30L bag (screws not supplied)



Ref. **SMI 50**

Single wall holder for 50L bag (screws not supplied)



Ref. **SMI 50/120**

Single wall holder for 50 to 120L bag (screws not supplied)